

Trusted. Simple. Effective.



Febreze C4 Concentrated Fabric + Air Refresher

Truly eliminates odours and freshens

Highly concentrated cleaner, for use with wall-mounted dispensing equipment of the Flash Professional Cleaning System.



Use Febreze Professional

...for outstanding business results

Trusted

- From the makers of Febreze brand.
- Delivering value and results that are trusted by professionals and their guests.

Simple

- Can use it on fabrics and in air.
- Easy to learn and use via colour coding, numbering and language-free icons.

Effective

- Effectively eliminates odours from fabrics and upholstery.
- Leaves behind a light, pleasant and long-lasting fresh scent.
- Also suitable for hard-to-wash fabrics.
- Ozone friendly and environmentally safe.

★★★★★ Satisfy your guests

Cleanliness can help you improve your ratings & reviews and generate incremental business.



Minimize your total operating cost

The Flash Professional System helps create outstanding results fast. Accurate dosing every time with wall-mounted dispensers helps control cost in use.



Contribute to a more sustainable development

Refillable spray bottles are provided, which can reduce packaging waste versus ready-to-use products. The 2L canisters are made from recyclable material.



Care for your staff

The Flash Professional System is designed to be easy to learn. Colour code, numbering and language-free icons make it easy to use.

every experience counts.™

P&G
Professional

Trusted. Simple. Effective.

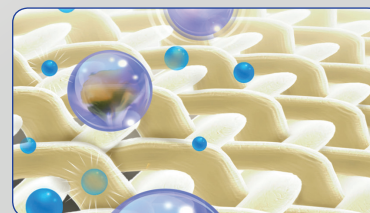


Technical information



Research & Development Corner

True odour elimination, No masking

- Odours linger in air but also in fabrics (carpets, furniture, upholstery, bedding, shower curtains etc.)
- The Febreze formula combines multiple odour elimination technologies so C4 can effectively eliminate a wide range of odours.
- Odour trappers, draw odours into the molecule and lock them away for good. Odour neutralizers use natural buffers to balance the pH of odour molecules, making them odourless. Finally a balanced perfume leaves a subtle but fresh scent on your fabrics.



Technical Description

- **EAN code:**
- **Appearance:** Uncoloured Liquid
- **Smell:** Pleasant (perfume)
- **pH (neat):** 7.00
- **Density:** 995g/L
- **Water solubility:** High

Safety Instructions

Please make sure your employees read and understood the product label and your COSHH assessment (Chemical Risk Assessment in EU) before using this product. The label contains directions for use and both label and SDS contain hazard warnings, precautionary statements, first aid procedures and storage information. SDS are available on-line at our website www.pgpro-msds.com or can be provided to you via the call center.

Usage & Dosing Instructions

For professional use only. Dose only through the P&G Professional wall mounted dispensing system.

Dilution for spray use: 100 ml/L (10%).

Tilt the spray bottle opening towards the wall to avoid foaming and splashes in the eye when filling.

- For fabric refreshing, including carpets, rugs, etc.: Spray evenly in sweeping motion to lightly mist fabrics until slightly damp. Allow to dry.
- For air refreshing: Spray upwards into the air moving in the room. In large rooms spray proportionally more.

Do not expose to direct sun light. Consume the product within 1 month. Dispose of any remaining product before filling the spray bottle anew. Do not use undiluted or with other dilution methods.

Where to Use

- On fabrics, including hard-to-wash fabrics throughout your establishment such as carpets, furniture, upholstery, bedding, shower curtains and much more.
- To freshen smoking rooms
- Can also be used in the air.
- For air freshening in rooms without carpets try Febreze Aerosol. For very small spaces try placing Febreze Small Spaces.

Where Not to Use

- Do not use on non-water-safe fabrics and fabrics that water spot, including silk, suede, and leather. If in doubt always try the product on a small hidden area first.

every experience counts.™

P&G Professional