


Mini Guide – Good Sense Breakdown

Available in 5 L



Use for extraction cleaning:



Carpets

Test for colour fastness before use



Use with extraction machines



Odour Neutralising Technology Incorporated

Using...

1




Vacuum carpet, pre spot and remove any stains.

2



Make up a solution of **Good Sense Breakdown** at 1:10 (1L in 10L water) dilution in a garden sprayer.

3



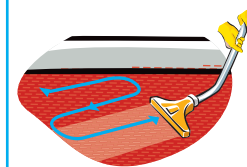
Pre spray the carpet to allow contact time of 5 minutes.

4



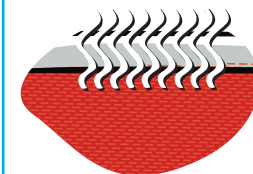
In the extraction machine make up a solution of **Good Sense Breakdown** at (100 ml in 5L of water) 1:50 dilution in warm water (not hot water).

5



Clean the carpet, using overlapping passes with the machine.

6



Allow carpet to dry and then replace any furniture.

N.B. The use of 100 ml of **Tapi Defoam** in the pick up tank will prevent any foaming problems.

