



# Mini Guide - Good Sense Air Care

Available in 2 x 6 x 20ml cartridges

## Use for air freshening:



Washrooms




Public areas



Rooms

## Keeping safe:

- Extremely flammable



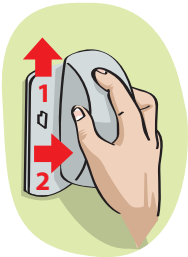
Air care in a variety of fragrances



Automatically dispensed

## Using...

1



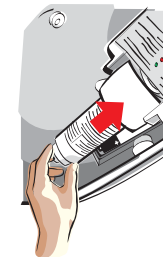
Unlock (rotate arrow to unlocked position). Lift cover up and off the wall unit.

2



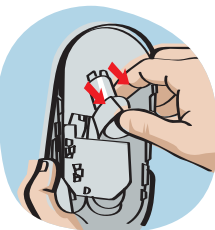
Lift (gently) the old cartridge upward and slide its base out first.

3



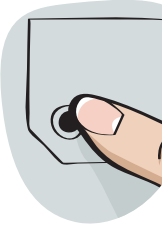
Insert tip of refill cartridge into nozzle inside the dispenser cover.

4



Slide base of refill cover into place slightly sideways, and twist refill to align it into slot.

5



Press the "Reset" button inside the dispenser.

6



Replace the cover and lock the dispenser by rotating the arrow to the "Locked" position. WHEN CARTRIDGE IS INSTALLED, KEEP NOZZLE AWAY FROM EYES.

MG\_016 - 07/11

## QUESTIONS?

Freephone UK: 0800 525 525

Freephone IRE: 01 8081808

Please note: All telephone calls to this number are recorded for training and quality purposes.

