

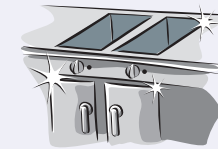


# Suma Frit D9.1 For Fryer cleaning Mini Guide


Available in 10 kg



Heavy duty powder  
for fryer cleaning



## Use for cleaning:




Fryers

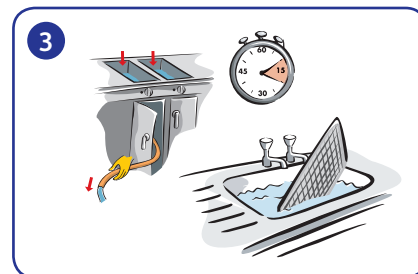


Hood Filter

## Using...

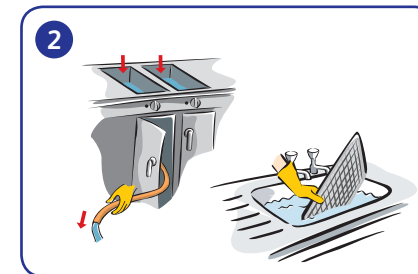


**Dilute :**  
Add 20-50g per litre  
of warm water.



**Fryer Cleaning:**  
Allow 10-30 minutes controlled  
boil, cool and drain.

**Hood Filter:**  
Soak for 30 minutes.

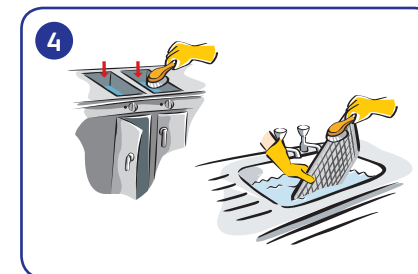


## Fryer Cleaning:

Drain oil.  
Fill with solution to oil fill level.

## Hood Filter:

Dismantle.  
Add solution and soak.



Scrub remaining  
residues with a brush  
and rinse twice.  
Allow to air dry.

