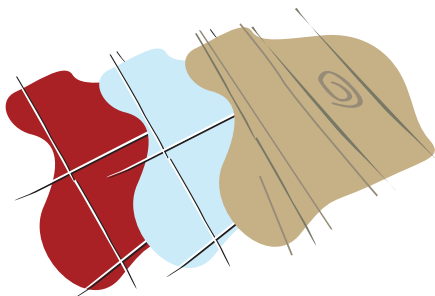


# Mini Guide – Carefree Eternum

Available in 5 L



## Use for polishing:



Vinyl, linoleum, sealed stone,  
sealed wood and cork



Resistant to scuff  
marks and dirt



Reduced  
maintenance costs

## Using...


1



### Prepare

- Strip off old polish
- Remove slurry
- Damp mop and dry

2



### Protect


Apply thin coat of  
Carefree Eternum using an  
applicator or mop leaving  
6 inches from the wall,  
using a figure of eight  
motion with overlapping  
passes.

3



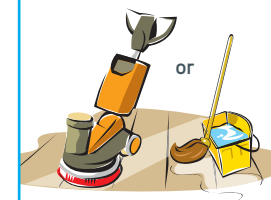
Allow to dry  
for 20-30  
minutes  
or longer.

4



When dry,  
apply 2 or  
more coats  
to the edge  
of the floor.

5



**Maintain**  
Machine scrub/  
damp mop or  
spray clean  
using Carefree  
Maintainer.  
**DO NOT  
MACHINE  
MAINTAIN FOR  
24 HOURS.**

